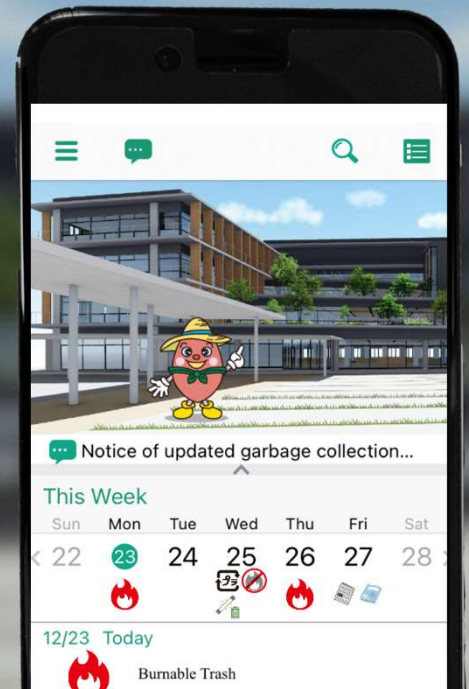


# Garbage calendar Now viewable on smartphone



Garbage removal app available started !

## STEP

# 1

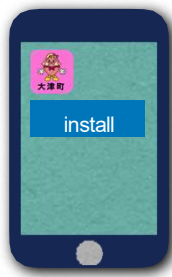


Scanning QR code

Please scan the QR code at the bottom of the flyer

## STEP

# 2




Install

Please install from the app store screen

## STEP

# 3



District registration

Open the app and follow the on-screen instructions to set up your garbage collection area.

※ The district is listed on your garbage calendar.

Ozu Town Hall Environmental Conservation Division

**TEL 096-293-3113**

Scan here if  
you have an  
iPhone →



Scan here if  
you have an  
Android →

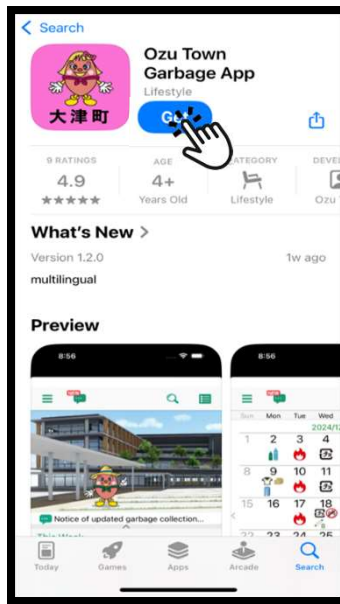


# How to use the garbage removal app

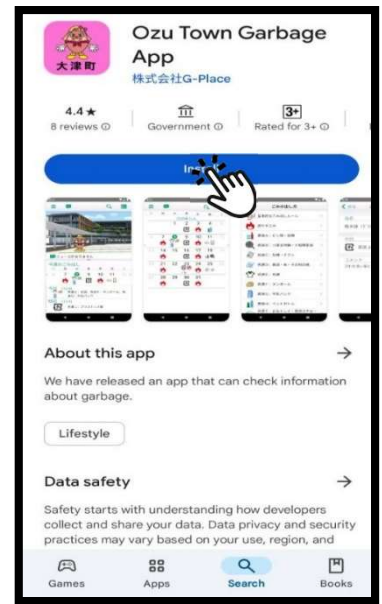
## Installation method



Scan here if  
you have an iPhone

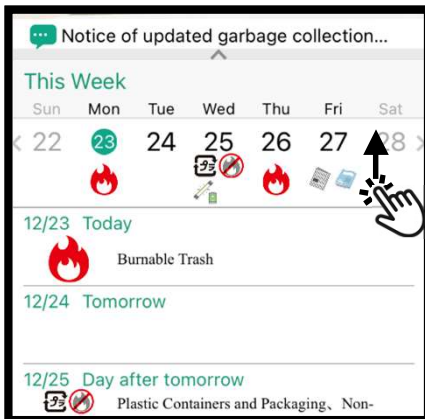


Scan here if  
you have Android

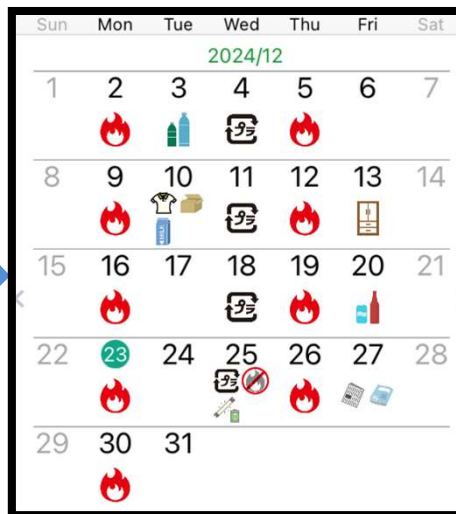


## When should I throw it away?

You can check the collection dates for each type of garbage on the calendar.

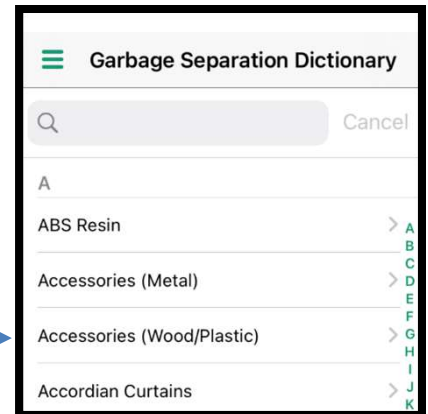


## Calendar function



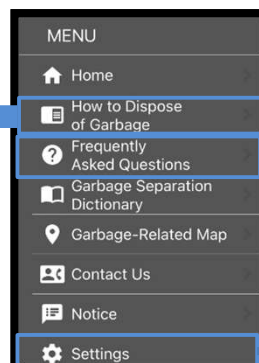
## How do I throw it away?

You can search for items you want to throw away and find out how to throw them away.



## How should I throw it away?

You can check the basic garbage disposal rules and precautions when disposing of garbage.



## Alert function

You can set alerts for each type of garbage so you don't forget the garbage takeout date.

\*Notifications must be allowed during installation

